




The Magdalen Church of England / Methodist School: Science Curriculum Map

	Autumn A	Autumn B	Spring A	Spring B	Summer A	Summer B
Reception 	<p>Seasons – Autumn Discuss the Autumnal views from the classroom, explore the leaves and trees. Make drawings, take photos etc.</p> <p>Human body Teach body parts and names through songs, rhymes and book. In provision have matching body parts and make their own face. Encourage discussion of names of features.</p>	<p>Seasons – Winter Discuss the Wintry views from the classroom, explore the frost, weather and trees. Make drawings, take photos etc. Make comparisons.</p> <p>Senses Use senses to explore. Feeling boxes, taste tests, follow the voice games, how many spots can you see with sunglasses, a blindfold etc...</p>	<p>Seasons – Winter Discuss the Wintry views from the classroom, explore the frost, weather and trees. Make drawings, take photos etc. Make comparisons.</p> <p>Planting Share the process of a seed and allow children to plant a variety of seeds, bulbs etc. Can they predict what will happen? What do we need to do to help them grow?</p>	<p>Seasons – Spring Discuss the Spring changes within school. What has changed, what is happening? Make diagrams, take photos etc and compare.</p> <p>Lifecycles Have a creature or animal to explore a lifecycle. (frogspawn, chicks, caterpillars) Compare to the lifecycle of themselves</p>	<p>Seasons – Summer Discuss the weather changes, look at the weather report. What is happening to the temperature. Is it getting bigger or smaller?</p> <p>States of matter Talk about the differences between materials and changes they notice – what makes a shadow? Why? Explore light through materials. Floating and sinking activities Freezing and melting activities</p>	<p>Seasons – all Comparison of all seasons. What do they see. What language do they have (colours, senses, textures etc)</p> <p>Plant observation Go into the outdoor environment and draw a variety of plants and trees. Can they draw and label any parts – extend vocabulary. Can they create the plants and flowers with a variety of media in provision?</p>
<p>EYFS children need to be able to:</p> <ul style="list-style-type: none"> - Plant seeds and care for growing plants. - Understand the key features of the life cycle of a plant and an animal. - Begin to understand the need to respect and care for the natural environment and all living things. - Explore and talk about different forces they can feel. - Explore the natural world around them. - Describe what they see, hear and feel whilst outside. - Understand the effect of changing seasons on the natural world around them. <p>These opportunities will spark curiosity and links to interests of the children. Throughout the year staff will use provision planning to allow the interest of the children, will build on prior learning and extend through vocabulary and targeted extended questioning at appropriate moments through adult led and child led opportunities and provision. The plans will include all aspects of the characteristics of effective learning through provision opportunities and these will be visible throughout the curriculum book.</p>						


The Magdalen Church of England / Methodist School: Science Curriculum Map

<p>Year 1</p> 	<p><u>Observe changes across the four seasons (Autumn).</u> Observe and describe weather associated with the seasons and how day length varies.</p> <p><u>Animals including humans</u> Identify, name, draw and label the basic parts of the human body and say which part of the body is associated with each sense.</p>	<p><u>Observe changes across the four seasons (Winter).*</u> Observe and describe weather associated with the seasons and how day length varies.</p> <p><u>Animals including humans</u> Identify and name a variety of common animals including fish, amphibians, reptiles, birds and mammals.</p> <p><u>Describe and compare the structure of a variety of common animals</u> (fish, amphibians, reptiles, birds and mammals)</p> <p><u>Animals including humans</u> Identify and name a variety of common animals that are carnivores, herbivores and omnivores.</p>	<p><u>Observe changes across the four seasons (Winter).*</u> Observe and describe weather associated with the seasons and how day length varies.</p> <p><u>Plants</u> Identify and name a variety of common wild and garden plants, including deciduous and evergreen trees.</p>	<p><u>Observe changes across the four seasons (Spring).</u> Observe and describe weather associated with the seasons and how day length varies.</p> <p><u>Plants</u> Identify and describe the basic structure of a variety of common flowering plants, including trees</p>	<p><u>Observe changes across the four seasons (Summer).</u> Observe and describe weather associated with the seasons and how day length varies.</p> <p><u>Materials</u> Compare and group together a variety of everyday materials on the basis of their simple physical properties.</p>	<p><u>Seasons (all)</u> Observe changes across the four seasons and compare using scientific vocabulary</p>
-------------------------------------------------------------------------------------------------	-----------------------------------------------------------------------------------------------------------------------------------------------------------------------------------------------------------------------------------------------------------------------------------------------------------------------------------	------------------------------------------------------------------------------------------------------------------------------------------------------------------------------------------------------------------------------------------------------------------------------------------------------------------------------------------------------------------------------------------------------------------------------------------------------------------------------------------------------------------------------------------------------------------------------------	------------------------------------------------------------------------------------------------------------------------------------------------------------------------------------------------------------------------------------------------------------------------------------------	-------------------------------------------------------------------------------------------------------------------------------------------------------------------------------------------------------------------------------------------------------------------------------------	--------------------------------------------------------------------------------------------------------------------------------------------------------------------------------------------------------------------------------------------------------------------------------------------------	-----------------------------------------------------------------------------------------------------------------


The Magdalen Church of England / Methodist School: Science Curriculum Map

Year 2					
	<p><u>Humans (diet, exercise and hygiene</u> Notice that animals, including humans, have offspring which grow into adults</p> <p>Find out about and describe the basic needs of animals, including humans, for survival (water, food and air)</p> <p>Describe the importance for humans of exercise, eating the right amounts of different types of food, and hygiene.</p>	<p><u>Use of everyday materials</u> Identify and compare the suitability of a variety of everyday materials, including wood, metal, plastic, glass, brick, rock, paper and cardboard for particular uses</p> <p>Find out how the shapes of solid objects made from some materials can be changed by squashing, bending, twisting and stretching</p>	<p><u>Animals including humans</u> Identify and name a variety of plants and animals in their habitats, including microhabitats</p> <p>Describe how animals obtain their food from plants and other animals, using the idea of a simple food chain, and identify and name different sources of food</p>	<p><u>Living things and habitats</u> Explore and compare the differences between things that are living, dead, and things that have never been alive</p> <p>Identify that most living things live in habitats to which they are suited and describe how different habitats provide for the basic needs of different kinds of animals and plants, and how they depend on each other</p>	<p><u>Plants and Seasonal changes</u> Observe seasonal changes across the year using scientific vocabulary to describe weather and seasons</p> <p>Observe and describe how seeds and bulbs grow into mature plants.</p> <p>Find out and describe how plants need water, light and a suitable temperature to grow and stay healthy.</p>


The Magdalen Church of England / Methodist School: Science Curriculum Map

<p>Year 3</p> 	<p><u>Rocks</u> Compare and group together different kinds of rocks on the basis of their appearance and simple physical properties.</p> <p>Describe in simple terms how fossils are formed when things that have lived are trapped within rock.</p> <p>Recognise that soils are made from rocks and organic matter.</p>	<p><u>Animals including humans</u> Identify that animals, including humans, need the right types and amount of nutrition, and that they cannot make their own food; they get nutrition from what they eat.</p> <p>Identify that humans and some other animals have skeletons and muscles for support, protection and movement.</p>	<p><u>Light</u> Recognise that they need light in order to see things and that dark is the absence of light.</p> <p>Notice that light is reflected from surfaces.</p> <p>Recognise that light from the sun can be dangerous and that there are ways to protect their eyes.</p> <p>Recognise that shadows are formed when the light from a light source is blocked by an opaque object.</p> <p>Find patterns in the way that the size of shadows change.</p>	<p><u>Plants</u> Identify and describe the functions of different parts of flowering plants: roots, stem/trunk, leaves and flowers.</p> <p>Explore the requirements of plants for life and growth (air, light, water, nutrients from soil, and room to grow) and how they vary from plant to plant.</p> <p>Investigate the way in which water is transported within plants.</p> <p>Explore the part that flowers play in the life cycle of flowering plants, including pollination, seed formation and seed dispersal.</p>	<p><u>Forces and magnets</u> Compare how things move on different surfaces notice that some forces need contact between 2 objects, but magnetic forces can act at a distance.</p> <p>Observe how magnets attract or repel each other and attract some materials and not others compare and group together a variety of everyday materials on the basis of whether they are attracted to a magnet, and identify some magnetic materials describe magnets as having 2 poles predict whether 2 magnets will attract or repel each other, depending on which poles are facing</p>


The Magdalen Church of England / Methodist School: Science Curriculum Map

<p>Year 4</p> 	<p><u>Living things and their habitats.</u> Recognise that living things can be grouped in a variety of ways.</p> <p>Explore and use classification keys to help group, identify and name a variety of living things in their local and wider environment.</p> <p>Recognise that environments can change and that this can pose a danger to living things.</p>	<p><u>Planting and outdoor learning</u></p>	<p><u>Animals, including humans</u> Describe the simple functions of the basic parts of the digestive system in humans.</p> <p>Identify the different types of teeth in humans and their simple functions.</p> <p>Construct and interpret a variety of food chains, identifying producers, predators and prey</p>	<p><u>Electricity</u> Identify common appliances that run on electricity construct a simple series electrical circuit, identifying and naming its basic parts, including cells, wires, bulbs, switches and buzzers.</p> <p>Identify whether or not a lamp will light in a simple series circuit, based on whether or not the lamp is part of a complete loop with a battery.</p> <p>Recognise that a switch opens and closes a circuit and associate this with whether or not a lamp lights in a simple series circuit.</p> <p>Recognise some common conductors and insulators, and associate metals with being good conductors.</p>	<p><u>States of matter</u> Compare and group materials together, according to whether they are solids, liquids or gases.</p> <p>Observe that some materials change state when they are heated or cooled, and measure or research the temperature at which this happens in degrees Celsius (°C).</p> <p>Identify the part played by evaporation and condensation in the water cycle and associate the rate of evaporation with temperature.</p>	<p><u>Sound</u> Identify how sounds are made, associating some of them with something vibrating.</p> <p>Recognise that vibrations from sounds travel through a medium to the ear.</p> <p>Find patterns between the pitch of a sound and features of the object that produced it.</p> <p>Find patterns between the volume of a sound and the strength of the vibrations that produced it.</p> <p>Recognise that sounds get fainter as the distance from the sound source increases.</p>

The Magdalen Church of England / Methodist School: Science Curriculum Map

<p>Year 5</p> 	<p><u>Living things and habitats</u> Describe the differences in the life cycles of a mammal, an amphibian, an insect and a bird.</p> <p>Describe the life process of reproduction in some plants and animals.</p>	<p><u>Forces</u> explain that unsupported objects fall towards the Earth because of the force of gravity acting between the Earth and the falling object</p> <p>identify the effects of air resistance, water resistance and friction, that act between moving surfaces</p> <p>recognise that some mechanisms including levers, pulleys and gears allow a smaller force to have a greater effect</p>	<p><u>Properties and changes of materials</u> compare and group together everyday materials on the basis of their properties, including their hardness, solubility, transparency, conductivity (electrical and thermal), and response to magnets</p> <p>know that some materials will dissolve in liquid to form a solution, and describe how to recover a substance from a solution</p> <p>use knowledge of solids, liquids and gases to decide how mixtures might be separated, including through filtering, sieving and evaporating</p> <p>give reasons, based on evidence from comparative and fair tests, for the particular uses of everyday materials, including metals, wood and plastic</p> <p>demonstrate that dissolving, mixing and changes of state are reversible changes</p>	<p><u>Planting and outdoor learning</u> Describe the life process of reproduction in some plants</p> <p>Working scientifically -observe changes over time -take measurements and record data -plan different types of scientific enquiry</p>	<p><u>Earth and Space</u> describe the movement of the Earth and other planets relative to the sun in the solar system</p> <p>describe the movement of the moon relative to the Earth</p> <p>describe the sun, Earth and moon as approximately spherical bodies</p> <p>use the idea of the Earth's rotation to explain day and night and the apparent movement of the sun across the sky</p>	<p><u>Animals including humans</u> Describe the changes as humans develop to old age</p>
-------------------------------------------------------------------------------------------------	------------------------------------------------------------------------------------------------------------------------------------------------------------------------------------------------------------------------	----------------------------------------------------------------------------------------------------------------------------------------------------------------------------------------------------------------------------------------------------------------------------------------------------------------------------------------------------------------------------------------------------------	-------------------------------------------------------------------------------------------------------------------------------------------------------------------------------------------------------------------------------------------------------------------------------------------------------------------------------------------------------------------------------------------------------------------------------------------------------------------------------------------------------------------------------------------------------------------------------------------------------------------------------------------------------------------------------------------------------------------------------------------------------------------------------------------------	--------------------------------------------------------------------------------------------------------------------------------------------------------------------------------------------------------------------------------------------------------------	--------------------------------------------------------------------------------------------------------------------------------------------------------------------------------------------------------------------------------------------------------------------------------------------------------------------------------------------------------------------------------------------------	----------------------------------------------------------------------------------------------

The Magdalen Church of England / Methodist School: Science Curriculum Map

			explain that some changes result in the formation of new materials, and that this kind of change is not usually reversible, including changes associated with burning and the action of acid on bicarbonate of soda			
<p>Year 6</p> 	<p><u>Evolution and inheritance</u> recognise that living things have changed over time and that fossils provide information about living things that inhabited the Earth millions of years ago</p> <p>recognise that living things produce offspring of the same kind, but normally offspring vary and are not identical to their parents</p> <p>identify how animals and plants are adapted to suit their environment in different ways and that adaptation may lead to evolution</p>	<p><u>Animals including humans</u> identify and name the main parts of the human circulatory system, and describe the functions of the heart, blood vessels and blood</p> <p>recognise the impact of diet, exercise, drugs and lifestyle on the way their bodies function</p> <p>describe the ways in which nutrients and water are transported within animals, including humans</p>	<p><u>Light</u> recognise that light appears to travel in straight lines</p> <p>use the idea that light travels in straight lines to explain that objects are seen because they give out or reflect light into the eye</p> <p>explain that we see things because light travels from light sources to our eyes or from light sources to objects and then to our eyes</p> <p>use the idea that light travels in straight lines to explain why shadows have the same shape as the objects that cast them</p>	<p><u>Electricity</u> associate the brightness of a lamp or the volume of a buzzer with the number and voltage of cells used in the circuit</p> <p>compare and give reasons for variations in how components function, including the brightness of bulbs, the loudness of buzzers and the on/off position of switches</p> <p>use recognised symbols when representing a simple circuit in a diagram</p>	<p><u>Living things and habitats**</u> describe how living things are classified into broad groups according to common observable characteristics and based on similarities and differences, including micro-organisms, plants and animals</p> <p>give reasons for classifying plants and animals based on specific characteristics</p>	<p><u>Planting and outdoor learning **</u> Links to all previous National Curriculum links in science by giving first hand experiences of observing plants, life cycles and habitats. Looking at sustainability and the natural world practically.</p>