

February 2026 Newsletter

The Wainfleet Magdalen Church of England Methodist Primary School

Contact details



Telephone 01754 880371



Email: enquiries@magdalen.laat.co.uk



Dear Parents, Carers and Children,

We've had a wonderfully busy month at Magdalen! The whole school has been alive with excitement as the children rehearse for our iSingPop concert. Their singing, dancing and sheer enthusiasm have been a joy to watch, and it has been lovely to see their confidence grow throughout the week. We cannot wait to welcome you to the concert on 6th March.

There have been so many special moments across the school. Reception have been enjoying the first signs of spring in their garden, Year 3 had an unforgettable adventure at South Ormsby Farm, and Year 4 impressed the Road Safety Team with their outstanding manners and excellent listening. Our School Council has also been leading important work on online safety, helping our children to stay safe, thoughtful and responsible online.

Thank you, as always, for your continued support and encouragement. Our school is the warm, vibrant place it is because of our wonderful community.





Meet Lisa, our iSingPOP teacher.



I had the absolute privilege of being with The Magdalen school to prepare for an iSingPop concert. KS1 learnt 4 songs and dances and KS2 learnt 7 in just three days. The children were superstars! They sang so beautifully, they danced with joy and high energy and the teachers also brought so much fun during the lessons. We looked at many different themes including: resilience, integrity, hope, creativity, diversity, inclusion, aspiration and the importance of working together in community.

This school is incredible! I have been so impressed with the culture of the school. There is kindness in the corridors, friendship that is evident to see, encouragement to persevere whilst having loads of fun in the process. The children's behaviour was outstanding! It has been a real joy to be with everyone and I can't wait for everyone to shine so bright during the concert.



Spring has arrived in the Reception Garden!!!!



Outdoor Learning - We love playing outdoors!!




Albert Einstein said 'Play is the highest form of research.' and we agree!

We are so lucky to have a massive outdoor area in which our reception children play and learn.

We're always on the look out for new equipment to enhance the children's play.

Can you help us? If you have any of the following, in good condition, that you don't need anymore , please get in touch with Mrs Mills or Mrs Linkman!



We'd especially love ...

- Dolls clothes & buggy
- Suitcases
- Buckets - various sizes
- Toy cars





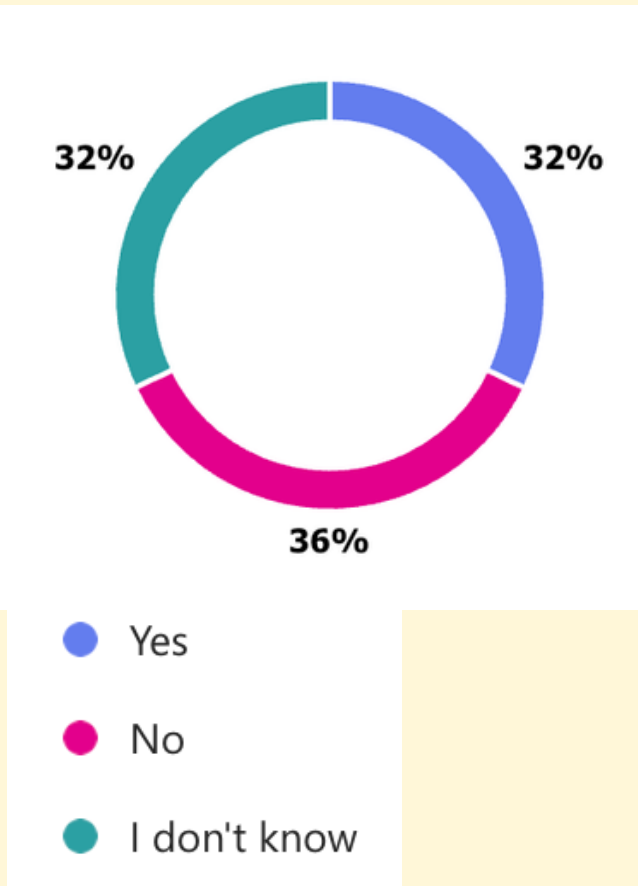
School Council Online Safety Project



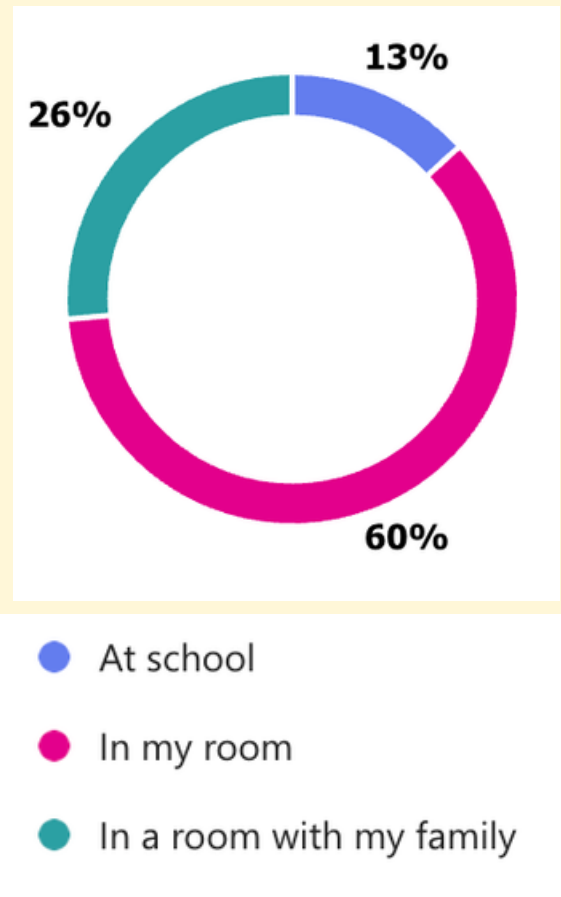
I'm Josie,
the
Online Safety
Mascot

The school council recently asked our KS2 children to complete an anonymous questionnaire about online safety. Here are some of the results ...

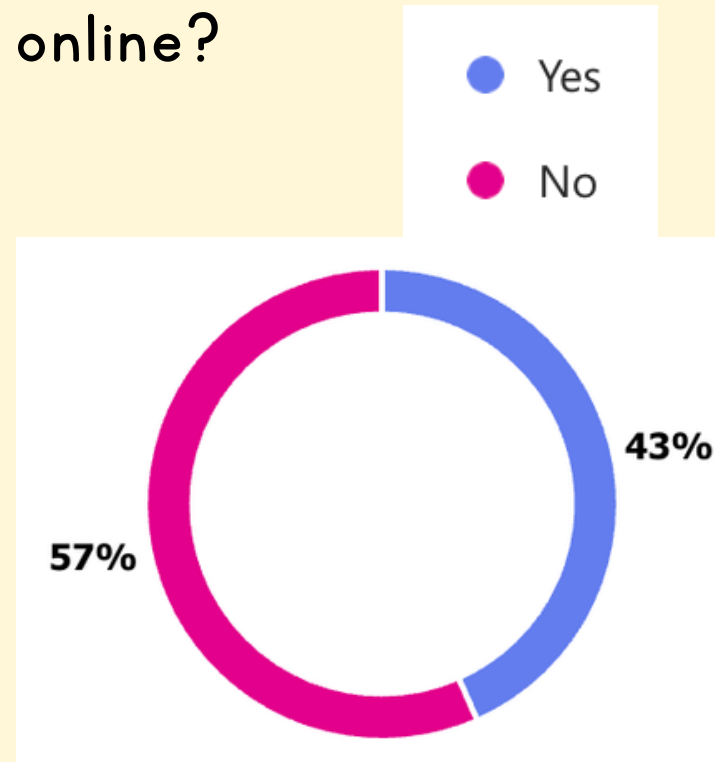
Have your grown-ups put parental controls on your devices?




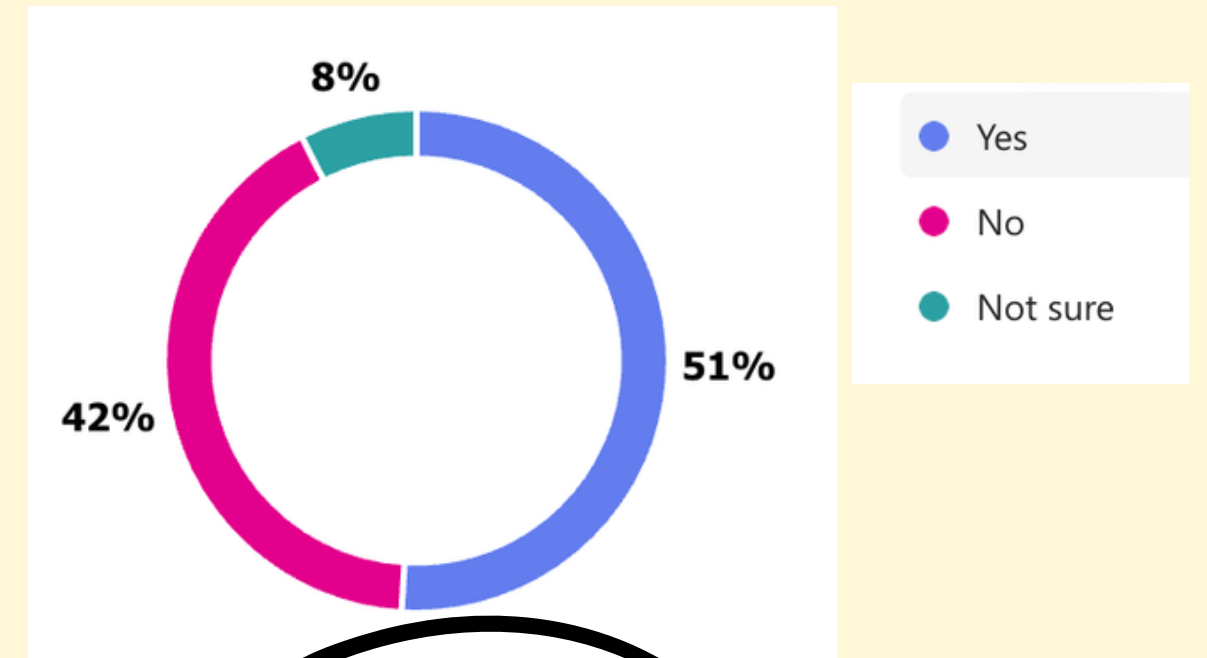
Where do you go online?



Have you ever been worried about something you have seen or heard online?



Do you play with people that you don't know?



These survey results worried us. Please read the next page for some online safety tips

10 Top Tips for Parents and Educators

ESSENTIAL ONLINE SAFETY

Children and young people use the internet every day to learn, play, and connect, but the online world is not always safe. For adults, it can be hard to keep up with the risks, including harmful content, cyberbullying and scams. These 10 tips provide clear and practical advice to support safer and healthier digital habits, helping young people to make informed, secure choices when using technology.

1 START EARLY CONVERSATIONS

Begin talking about online behaviour from the moment children start using devices. Use age-appropriate language and revisit topics regularly, making it clear they can speak to you about anything that upsets or confuses them. Keeping these chats open helps build trust, so children are more likely to come to you when needed.

2 PROMOTE SAFER SHARING

Children can overshare without understanding the risks. Remind them that photos, locations, or messages can be copied or shared beyond their intended audience. Explain how even private messages or group chats can be saved and/or misused. Talk about what is appropriate to post, message, and who it's safe to share with.

3 ENCOURAGE DIGITAL BALANCE

Many apps and games are designed to keep users engaged through rewards, likes, or constant updates. These features can make it hard for children to switch off. Talk openly about how these systems work and help children recognise when it's time to take a break. Building in tech-free routines supports a healthier balance and awareness of their screen time.

4 CREATE A SAFE SPACE FOR CONCERNS

When children come to you with a concern, respond with interest and care, rather than with alarm. Keeping your reaction measured helps them feel safe and supported. This doesn't mean ignoring serious issues; it means showing that you're there to help. When children trust that they can speak openly, they're more likely to feel supported through unpleasant online experiences, and to ask for help in future.

5 STAY INFORMED AND CURRENT

With emerging technologies like AI moving and changing so quickly, it's important to stay updated on how children are using new platforms, apps and games. Ask them to show you what they use and let them take the lead as you explore together. This opens up valuable conversations and helps you stay ahead of emerging risks and trends.

6 TEACH CRITICAL THINKING

Talk to children about how to recognise unreliable information or scams online. With AI-generated videos, photos, and stories becoming harder to spot, help children question what they see and encourage them to look for evidence, check sources, and ask questions. These skills will help them avoid risks, make smart choices, and develop healthy habits for the future.

7 SET CLEAR BOUNDARIES

Involve children in conversations about device usage so they feel included. Agree on digital rules such as screen-time limits, age-appropriate apps, and no devices in bedrooms overnight. Use parental controls to block or filter harmful content and explain that rules are there to protect and support them, not to spoil their fun.

8 LEAD BY EXAMPLE

Children often copy the behaviour of adults around them. Show them what balanced, respectful, and mindful use of technology looks like, such as avoiding scrolling during family time and speaking kindly in messages. If you expect certain behaviour from them online, make sure your own habits reflect the same standards.

9 EXPLORE PRIVACY SETTINGS TOGETHER

Show children how to use privacy tools on apps, games, and websites. Teach them to use strong passwords, block or report others in response to problems, and avoid sharing personal details. Explore settings together so they feel confident and in control, and explain that these features are there to help them stay safe online.

10 KNOW WHERE TO GET HELP

Familiarise yourself with tools and organisations that support online safety. The National College offers online safety guides and webinars which provide tips on staying safe. Websites like Report Harmful Content and CEOP can be used to report when something goes wrong. Show children how to report or block users, and where to go if they feel unsafe. Make sure they know that asking for help is always the right thing to do, and be prepared to support them.

Meet Our Expert

Home to the world's largest CPD library for educators, The National College has transformed the way education establishments go about developing their workforces and managing compliance. Our three memberships help all phases and types of setting raise standards, save time, reduce risk, and build a culture of improvement.



See full reference list on our website

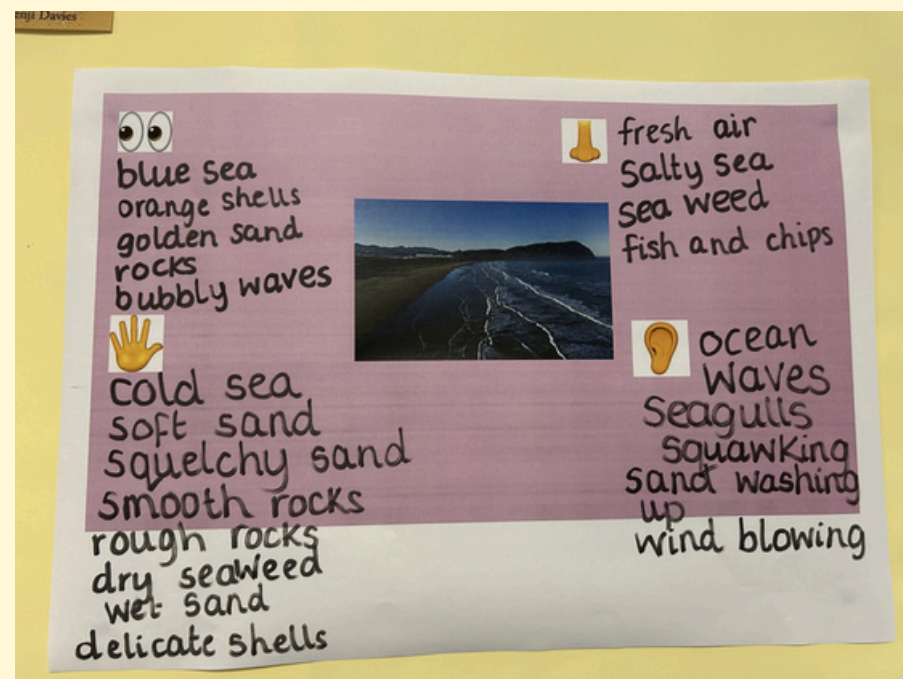
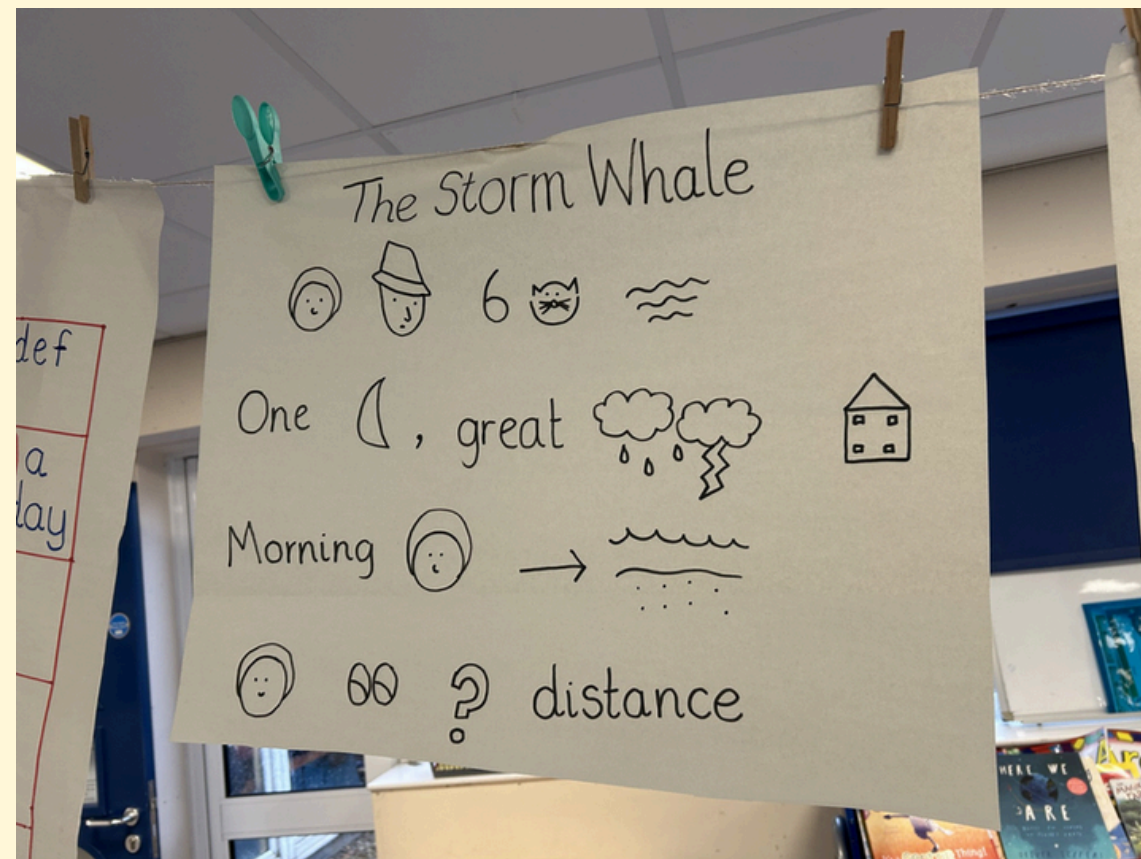
Draw a picture of someone and give it to them.	Plant pink or purple flowers.	Put a box of chocolates on someone's doorstep.	Help your parents prepare tea tonight.	Give a card to an adult in school, to show them they are appreciated.	Help someone with their work today.	Hold the door open for someone.
Take some chocolates to a care home.	Give somebody a compliment.	Help someone at home with the chores.	Write a thank you note for someone you appreciate.	Help the dinner ladies at lunchtime.	Start a game in the playground.	Smile at 10 people today.
Put a nice note in a friend's draw.	Write a prayer.	Pick up 2 pieces of litter and put them in the bin.	Tell a joke to make someone laugh.	Give a positive comment about someone's work.	Whisper a kind message in someone's ear.	Make someone a special gift using recycled materials.
Make a wish or prayer for another country.	Help someone up if they fall over	Read to a younger child.	Give someone a daffodil.	Donate something small to a charity.	Feed the birds or ducks.	Say good morning to 5 people.
Give a kind hug to a friend	Help adults wash the pots.	Ask someone new to play with you.	Sit next to someone different at lunchtime.	Tell someone 3 things they are good at.	Cheer someone up who is sad.	Put £1 in a charity collection box.
Learn something new about your teacher.	Have a minute silence to think about what you're grateful for.	Show courage and try something new.	Find some facts about Lent.	Give a cupcake or treat to someone who you are grateful to.	Ring someone and give them some of your time.	Spend some quality time with a family member.
Stop using all technology for 30 minutes.	Tidy your room without being asked.	Give up chocolate for the day.	Tell your grown-ups you love them.	Create your own challenge.	Make an Easter card and give it to a friend.	Give an Easter treat to a friend.

Lent Challenges!

It would be lovely for children and adults to have a go at some of these Lent Challenges.

Year 1

In our art this term we are studying William Morris. We have been learning about different textures by creating art rubbings!



We are learning our new story map in English for The Storm Whale by Benji Davies. We used our senses to describe a beautiful beach picture.

In DT, we have been looking at fabrics and describing them. We have used this information and created our very own fabric face!

Year 2 - Fabric Faces





Thank You!



Country Trust
Where children learn and grow

Year 3 had the best day visiting South Ormsby farm!

Making bird feeders, exploring grains, bird sightings, farmland experiences and even finishing with a hot chocolate and a biscuit!



☀️ Year 4 Learn to Stay Safe on the Roads! 🚶♀️🚦

This week, our Year 4 pupils took part in a fantastic Pedestrian Walk with the Lincolnshire Road Safety Partnership, learning how spot safe places to cross, navigate junctions and cross using a zebra crossing.

Samantha Smith from the Lincolnshire Road Safety Partnership shared, 'I can honestly say, they were the best year 4 group that I have had this year. They were so polite, respectful and demonstrated some fantastic listening skills. It was also so refreshing to see them respecting each other and actively listening.'
Wow! What fantastic feedback!





Time to celebrate our achievements from the past month...



6th February 2026

Reception : Lily-Rose for great phonics!

Year 1: Freddie for being able to name and locate the 7 continents

Year 2: Jacob for being on a 'roll' this week in his Maths work

Year 3: The whole class for incredible behaviour at South Ormsby Farm!

Year 4: Tilly-Marie for demonstrating a great attitude towards leaning

Year 5: Lola for beautiful singing in Choral Worship

Year 6: Ethsn for beautiful handwriting across all subjects

13th February 2026

Reception : Skylar for thoughtful work in RE

Year 1: Lily for her fabulous Mastering Number vocabulary

Year 2: Alex for his superb concentration in Maths and great writing in Phonics!

Year 3: Remy for increased resilience

Year 4: Zachary for some fantastic writing in English

Year 5: Lucas for outstanding participation during the Singsation event.

Year 6: Autumn for being a role model to others

27th February 2026

Reception : Aria for consistently working hard.

Year 1: Gracie Mae for her outstanding effort in all her learning this week.

Year 2: Lukas for an amazing week of concentration! Keep it up Lukas!!!

Year 3: Evie for being amazing in all lessons.

Year 4: Alfie for having a positive attitude.

Year 5: Bella-Rae for progress in reading - and for also being a good friend.

Year 6: Ellie-May for taking part enthusiastically in the iSingPOP sessions.



CONGRATULATIONS TO OUR SCHOOL VISION CHAMPIONS



Creativity

Roman (Y4) for creating an amazing life-sized Roman Sheild.

Aspiration

Logan (1) for his aspirational writing in his version of Little Red.

Inclusion

Ella and Jacob (Y2) for showing friendship and compassion to your classmate when they needed it most!

Resilience



Important dates for your diary



5th March - World Book Day

13th March - Reception class to Skegness Grammar School - Movement Day

25th & 26th March - Spilsby Music Festival - choir

25th & 26th March - Parents Evening

Break up Thursday 2nd April

Back to School on Monday 20th April

For more information about these events, please view the corresponding letters, notifications and announcements in MCAS.

WE ARE PROUD TO BE PART OF THE LINCOLN
ANGLICAN ACADEMY TRUST

